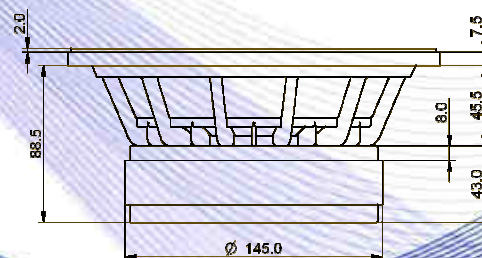
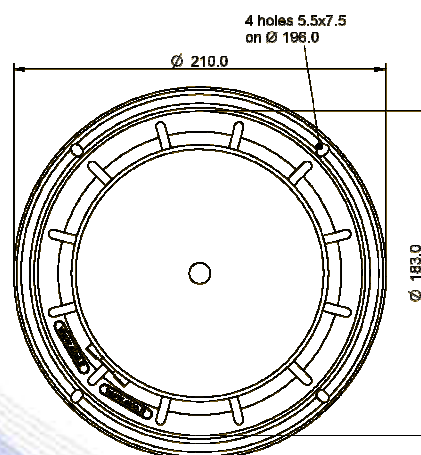


- 2,5" voice coil Kapton former and aluminium winding
- Progressive wave Konex spider
- Cloth surround with DAR technology
- Cone waterproof treatment
- Ventilated voice coil to reduce power compression
- BMF ferrite magnet
- 96.7 dB sensitivity

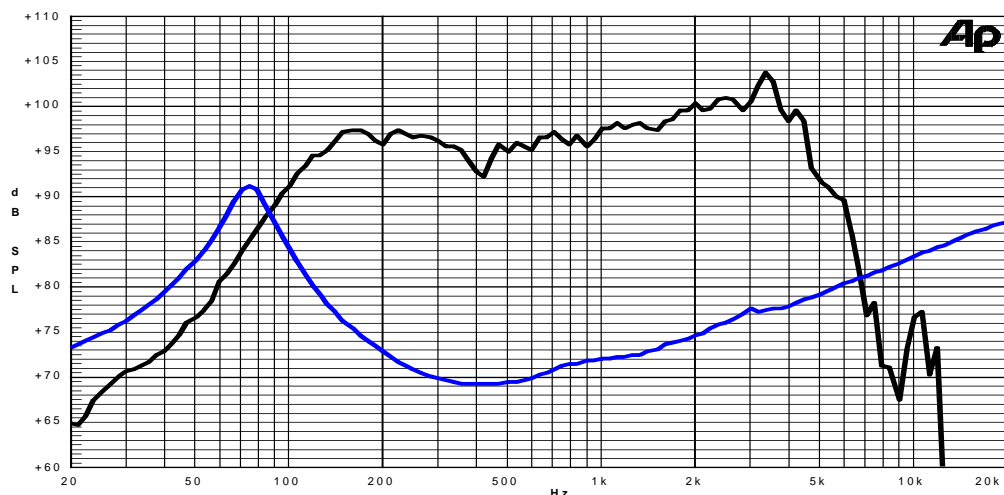
Specifications	
Nominal Diameter	210mm (8")
Nominal Impedance	8Ω
Rated Power AES <sup>(1)</sup>	250W
Continuous Program Power <sup>(2)</sup>	500W
Sensitivity @ 1W/1m <sup>(3)</sup>	96.7dB
Voice Coil Diameter	65mm (2,5")
Voice Coil Winding Depth	13mm
Magnetic Gap Depth	8mm
Flux Density	1.11T
Magnet Weight	1430g
Net Weight	4.5kg

Thiele & Small Parameters <sup>(4)</sup>			
Re	5.60Ω	Fs	77.0Hz
Qms	3.68	Qes	0.32
Qts	0.29	Mms	19.8g
Cms	216μm/N	Bxl	13.01Tm
Vas	14.0l	Sd	213.8cm <sup>2</sup>
X max <sup>(5)</sup>	+/-4.0mm	X var <sup>(6)</sup>	+/-6.5mm
η <sub>0</sub>	1.95%	Le (1kHz)	0.50mH

Constructive Characteristics	
Magnet	: Ferrite
Basket Material	: Aluminium Die-Cast
Voice Coil Winding Material	: Aluminium
Voice Coil Former Material	: Kapton
Cone Material	: Paper
Cone Treatment	: Surface Waterproof Treatment
Surround Material	: Treated Cloth
Dust Dome Material	: Solid Paper



Frequency Response on IEC Baffle (DIN 45575) @ 1W,1m – Free Air Impedance



- Note:
- 1 : Rated Power measured with 2 hours test with pink noise signal, 6dB crest factor, loudspeaker mounted on enclosure
  - 2: Power on Continuous Program is defined as 3 dB greater than the Rated Power
  - 3: Calculated by Thiele & Small parameters
  - 4: Thiele & Small parameters measured with laser system without preconditioning test
  - 5: Measured with respect to a THD of 10% using a parameter-based method
  - 6: Value corresponding to a decay of the Force Factor, or Compliance, or both, equal to the 50% of the small signal value.
  - 7: Drawing dimensions: mm
  - 8: The notch around 400Hz on the frequency response is typical of the measurement on IEC baffle